


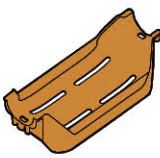
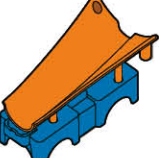
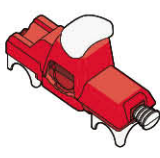
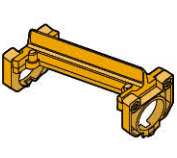
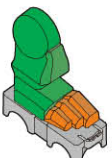

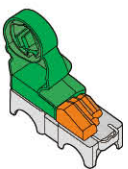
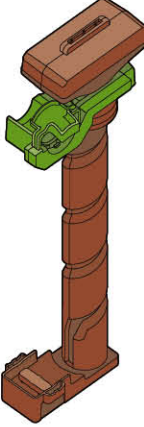
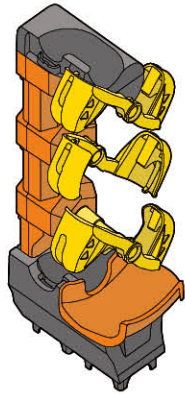



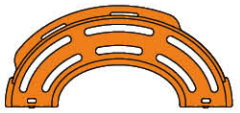

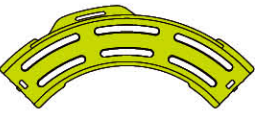


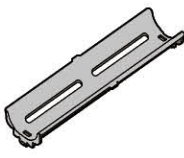


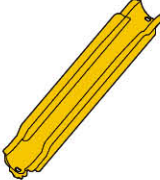











**MARBLE
RUSH**™

5716

COMPONENTS


BAUTEILE / PIÈCES
PIEZAS / ONDERDELEN

| | | | | |
|---|--|--|---|--|
| <p>M-04</p>  <p>X 2</p> | <p>M-07</p>  <p>X 1</p> | <p>M-10</p>  <p>X 1</p> | <p>M-28</p>  <p>X 1</p> | <p>M-56</p>  <p>X 2</p> |
| <p>M-57</p>  <p>X 1</p> | <p>M-58</p>  <p>X 1</p> | <p>M-59</p>  <p>X 1</p> | <p>M-60</p>  <p>X 1</p> | <p>M-61</p>  <p>X 1</p> |
| <p>M-62</p>  <p>X 1</p> | <p>M-63</p>  <p>X 1</p> | <p>M-64</p>  <p>X 1</p> | | |
| <p>T-02</p>  <p>X 4</p> | <p>T-03</p>  <p>X 2</p> | <p>T-04</p>  <p>X 4</p> | <p>T-05</p>  <p>X 1</p> | <p>T-06</p>  <p>X 7</p> |
| <p>T-07</p>  <p>X 1</p> | <p>T-08</p>  <p>X 2</p> | <p>T-14</p>  <p>X 3</p> | <p>T-15</p>  <p>X 1</p> | <p>T-17</p>  <p>X 3</p> |
| <p>B-01</p>  <p>X 24</p> | <p>B-02</p>  <p>X 7</p> | <p>B-03</p>  <p>X 5</p> | <p>B-05</p>  <p>X 8</p> | <p>P-01</p>  <p>X 2</p> |
| <p>P-02</p>  <p>X 20</p> | <p>Marbles MarBalls MarbleBilles Canicas Knikkers</p>  <p>X 5</p> | <p>Metal Stunt Marbles Mega Marbles MagBalls MarbleBilles métalliques Canicas metálicas Metal-core knikkers</p>  <p>X 5</p> | <p>TM & © 2024 VTech Holdings Limited. All rights reserved. Printed in China. TM & © 2024 VTech Holdings Limited. Alle Rechte vorbehalten. In China gedruckt. TM & © 2024 VTech Holdings Limited. Tous droits réservés. Imprimé en Chine. TM & © 2024 VTech Holdings Limited. Todos los derechos reservados. Impreso en China. TM & © 2024 VTech Holdings Limited. Alle rechten voorbehouden. Printed in China.</p> | |

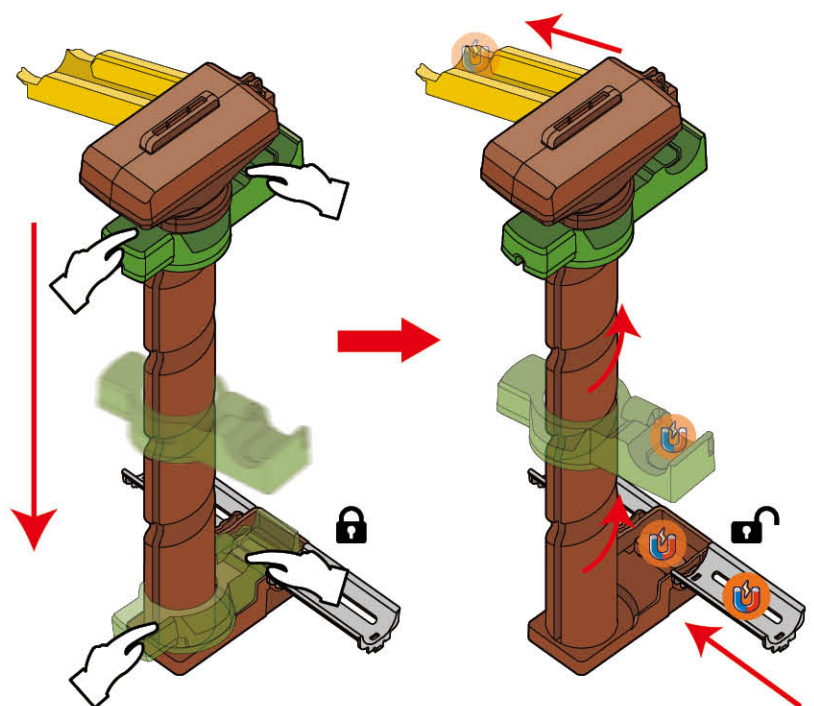
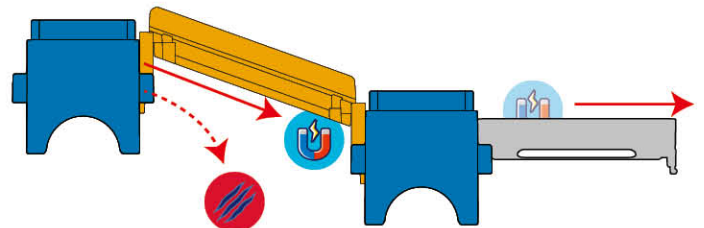
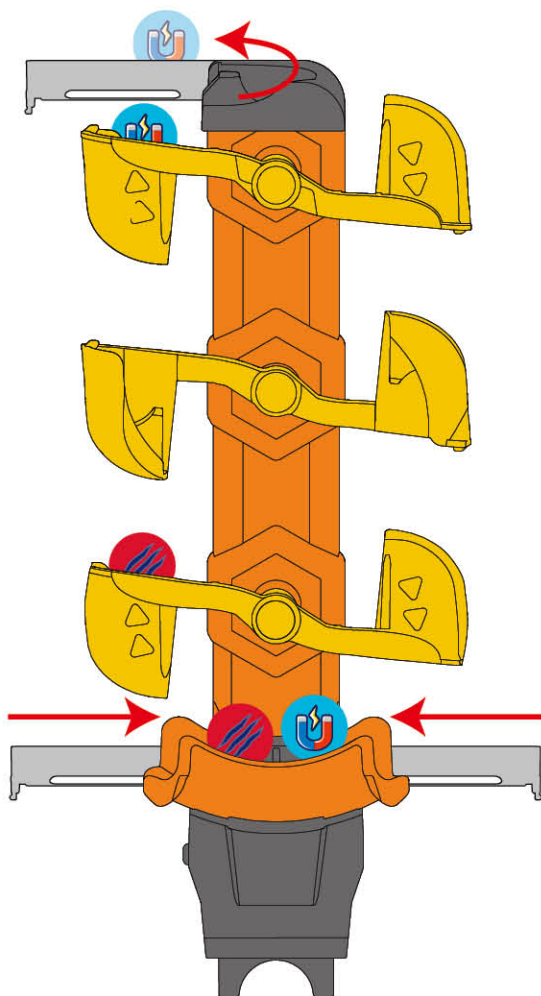
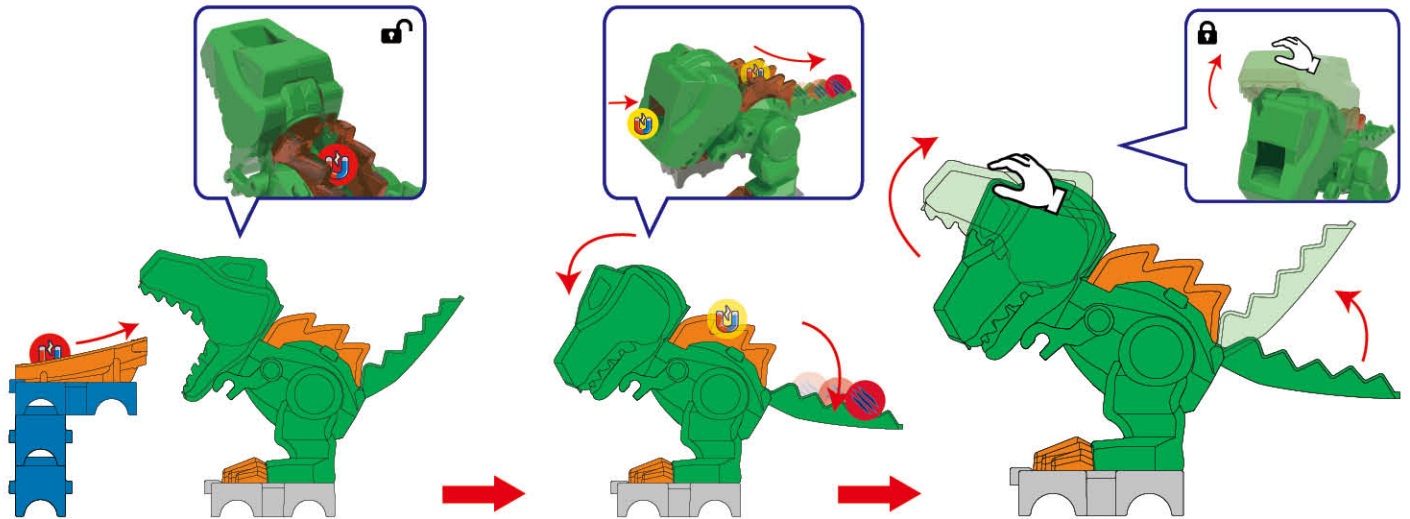
CONSTRUCTION ELEMENT OVERVIEW

FUNKTIONEN DER MAGNETISCHEN BAUTEILE
 RÉSUMÉ DES ÉLÉMENTS DE CONSTRUCTION
 RESUMEN DE LOS ELEMENTOS DE CONSTRUCCIÓN
 FUNCTIES MAGNETISCHE ONDERDELEN

Marbles
 MarBalls/MarbleBilles
 Canicas/Knikkers



Metal Stunt Marbles/Mega Marbles
 MagBalls/MarbleBilles métalliques
 Canicas metálicas/Metal-core knickers



CONSTRUCTION PLAN

AUFBAUANLEITUNG / IDÉES DE PARCOURS PAR NIVEAU
IDEAS DE CONSTRUCCIONES POR NIVEL / BOUWPLAN

LEVEL 1



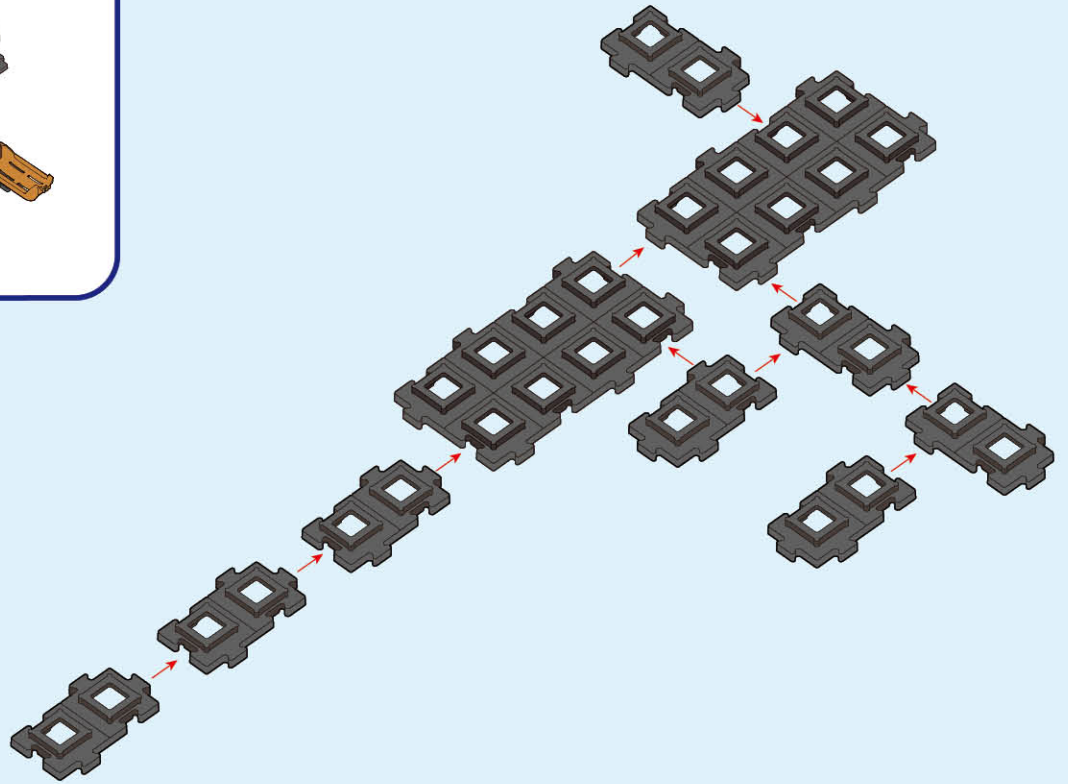
LEVEL 2



LEVEL 3



LEVEL
1



1-1




X 1

B-01



X 1

B-02



M-61

X 1


M-63

X 1



T-02

X 1



1-2



B-01

X 1



B-02

X 2




B-03

X 1



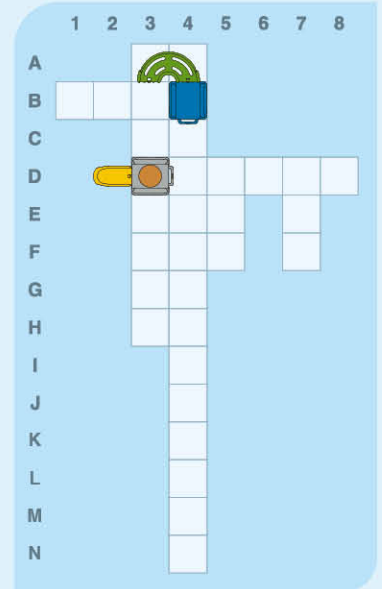
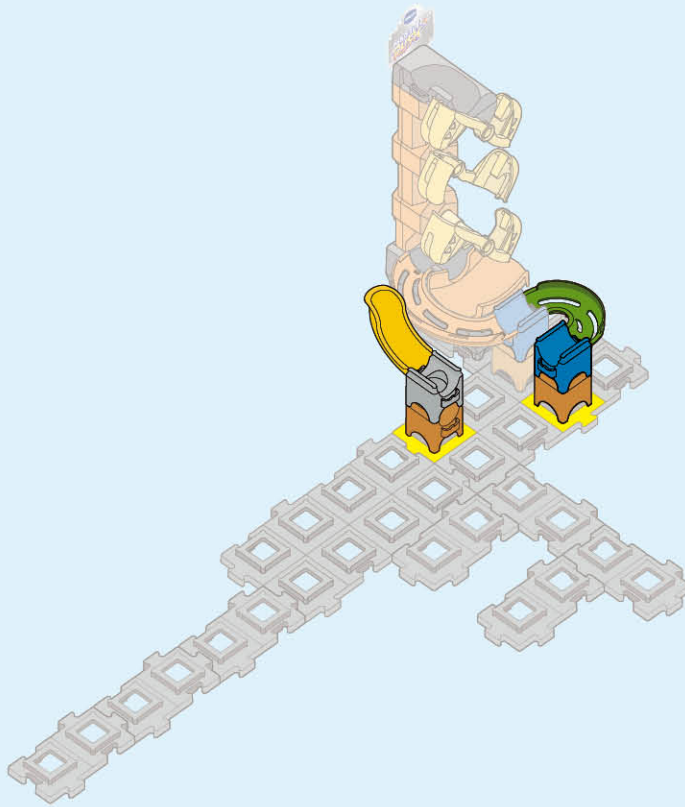
T-05

X 1



T-14

X 1



1-3




B-02

X 1



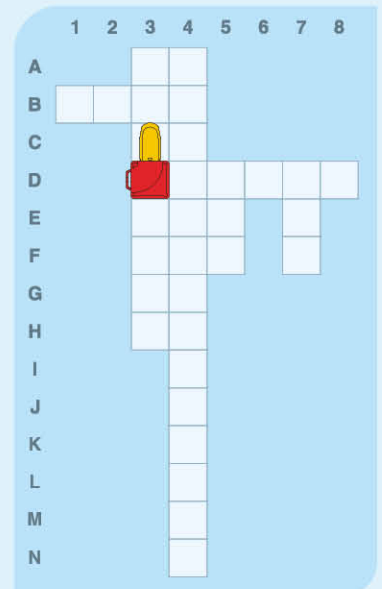
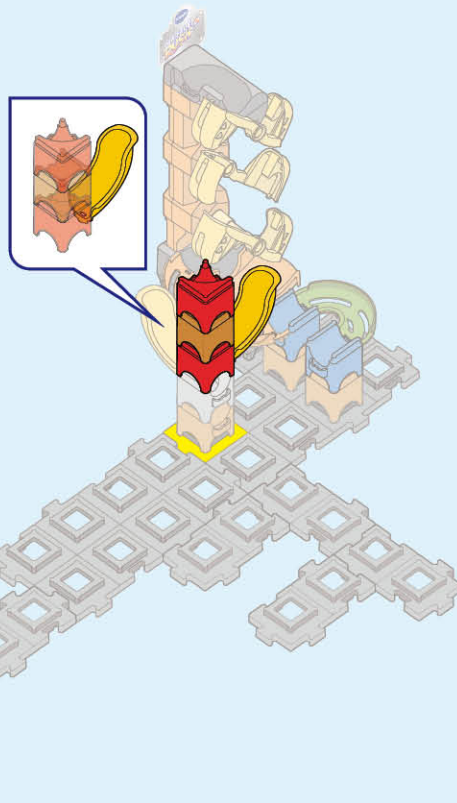
B-05

X 2



T-14

X 1



1-4



X 1

B-03



X 1

B-02



X 1

B-05

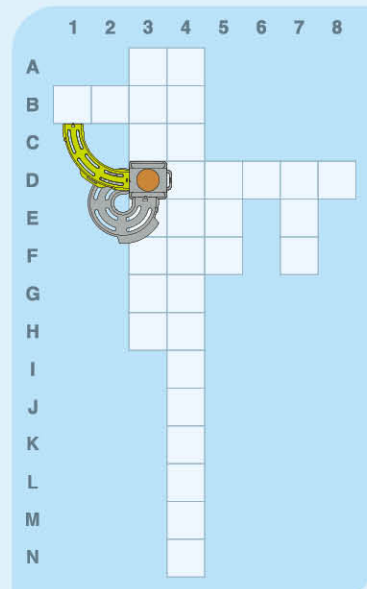
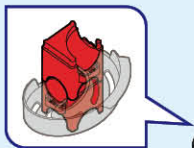
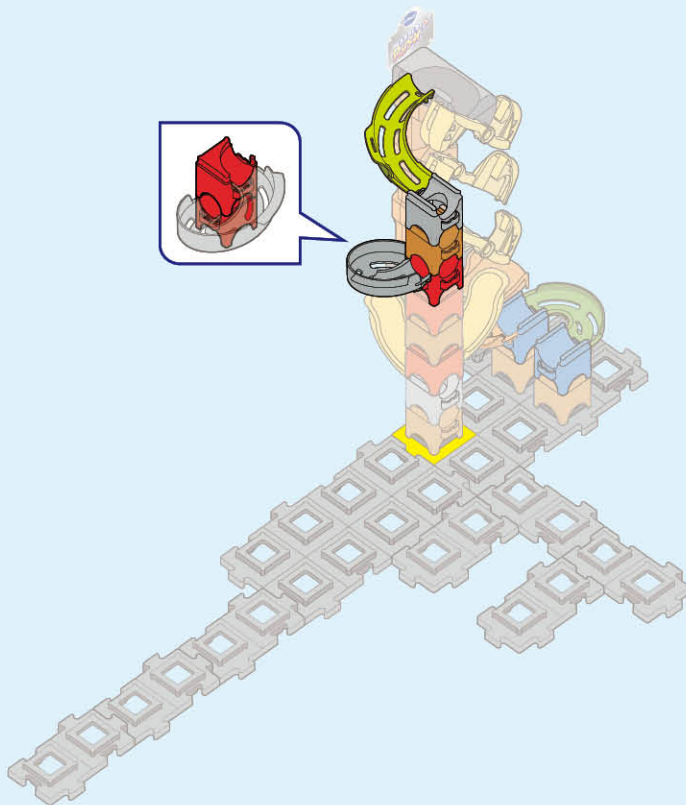


X 1

T-17



T-04 X 1



1-5



X 4

B-01



X 1

B-02



X 1

B-03



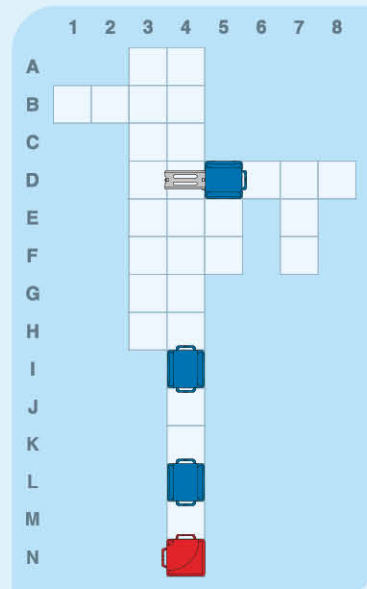
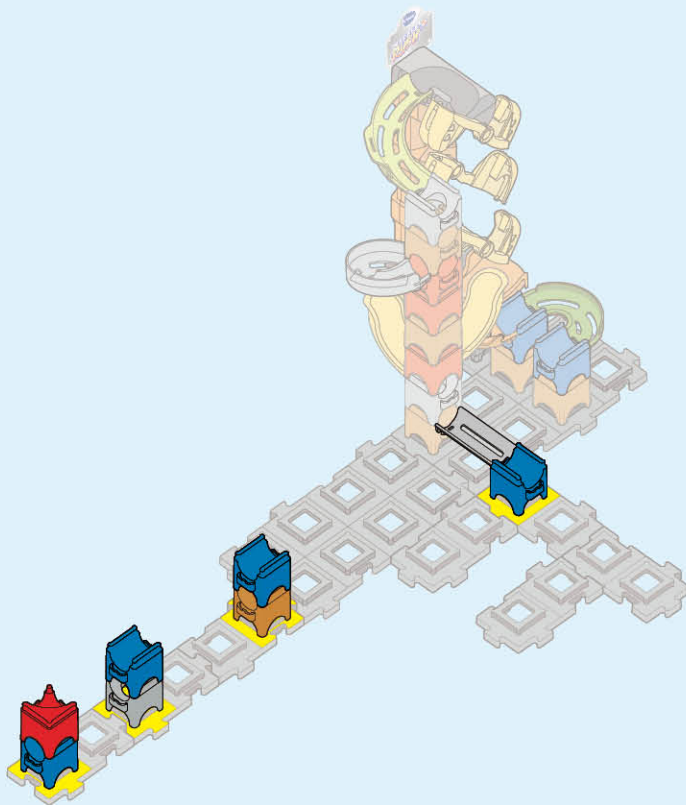
X 1

B-05

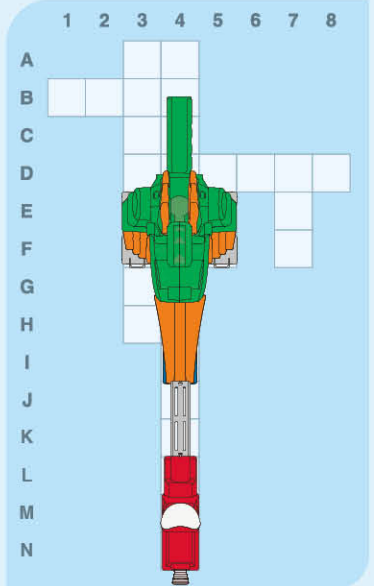
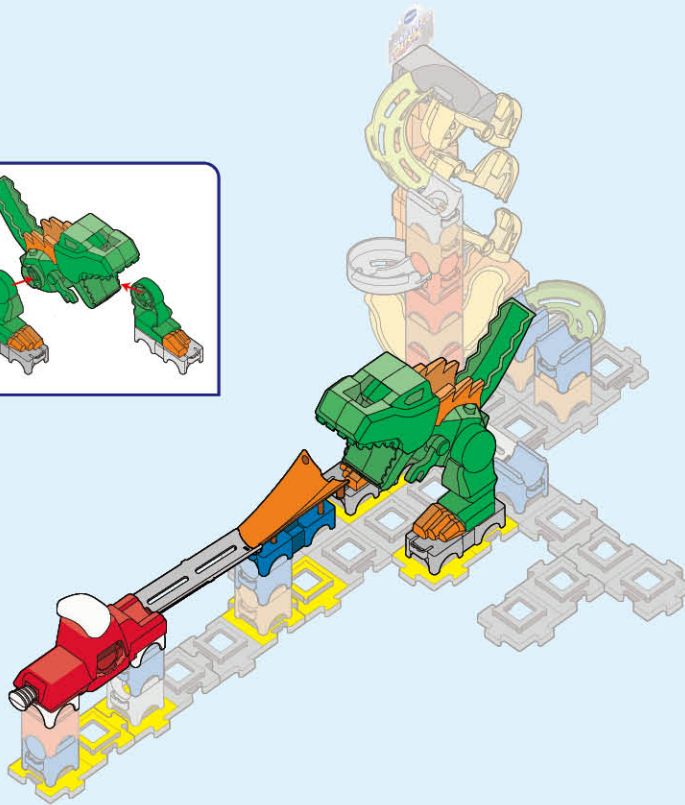
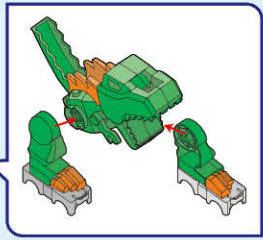
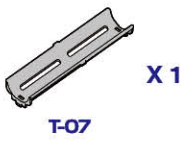
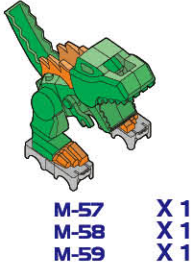


X 1

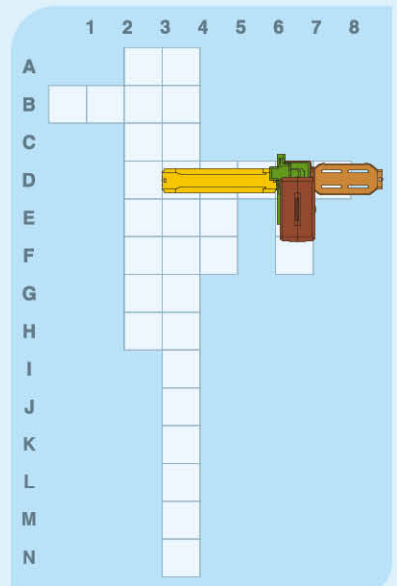
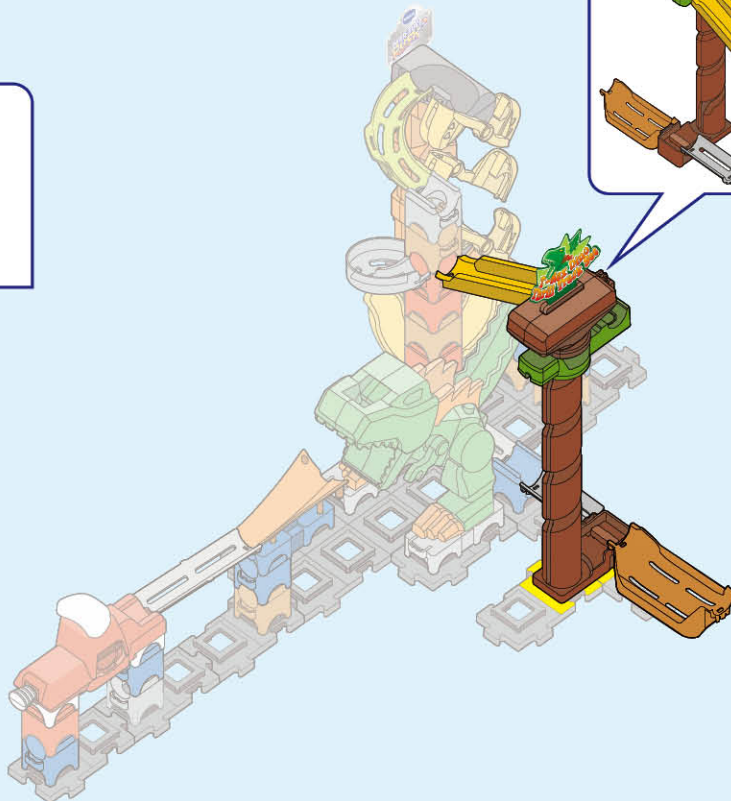
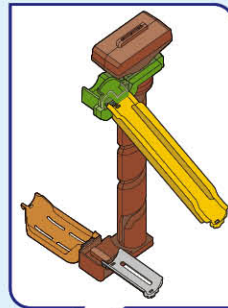
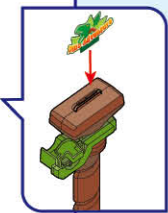
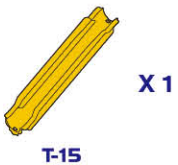
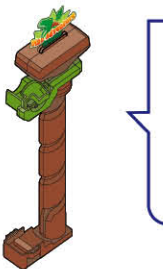
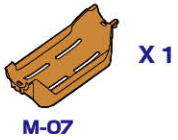
T-06




1-6



1-7



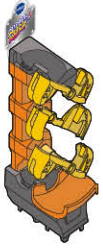


2-1



B-01

X 2



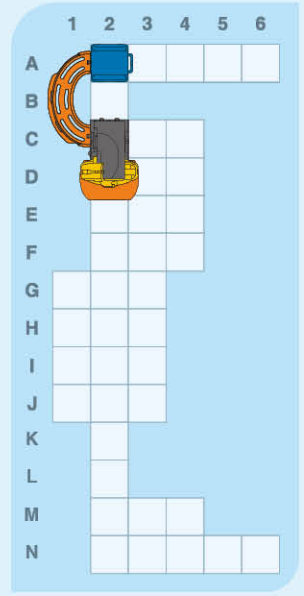
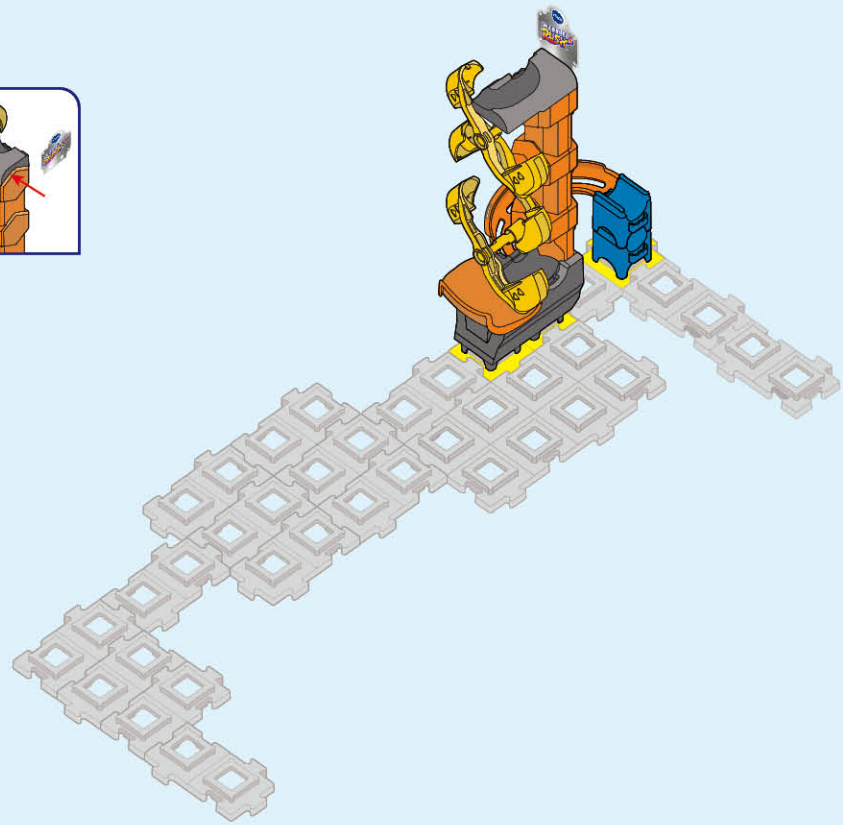

M-61
M-63

X 1
X 1



T-02

X 1



2-2



B-01

X 1



B-05

X 1



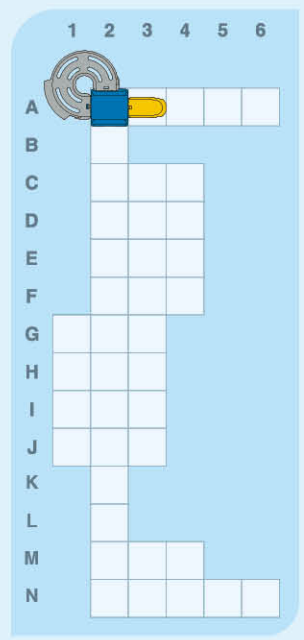
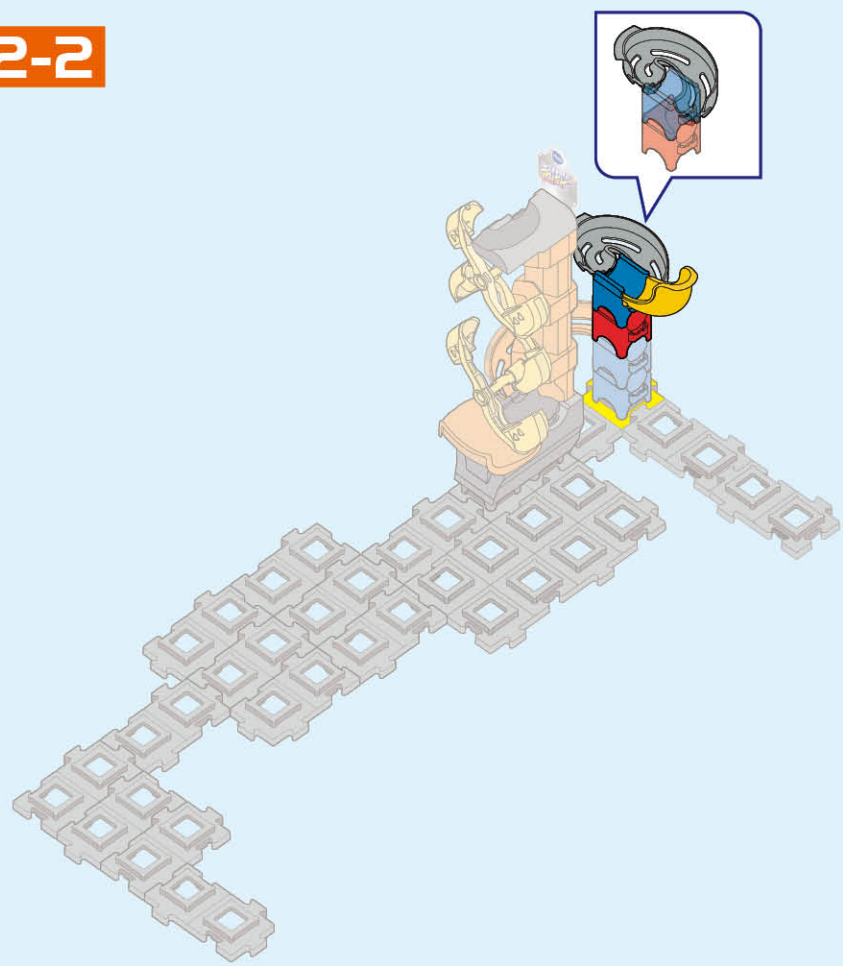
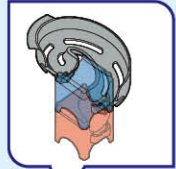
T-14

X 1



T-17

X 1



2-3




X 1

B-02



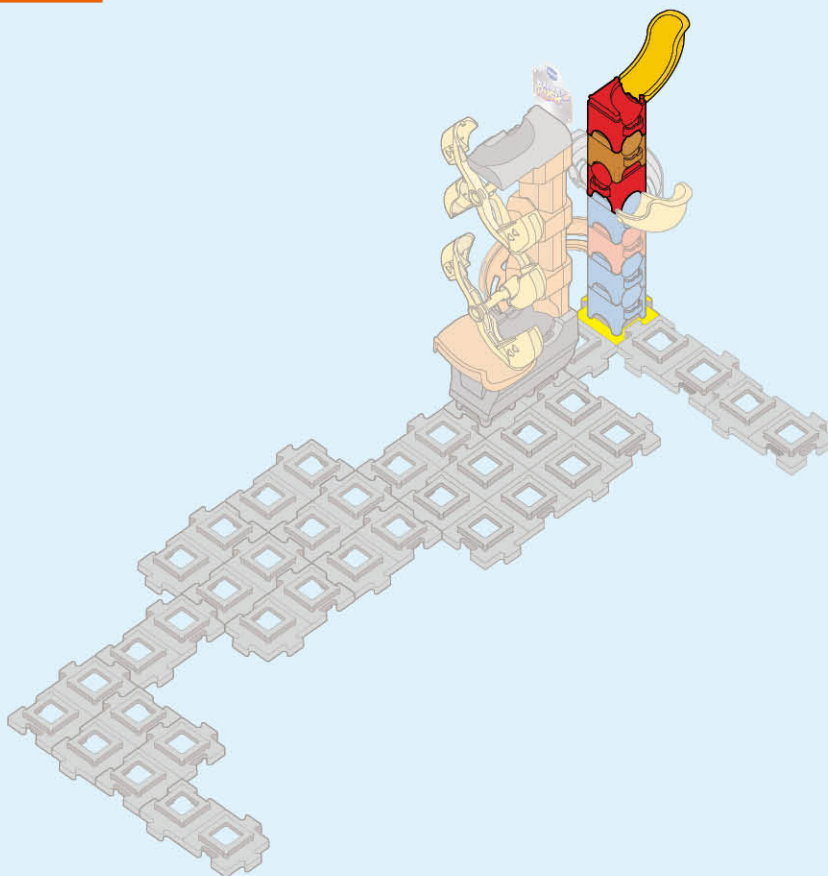
X 2

B-05

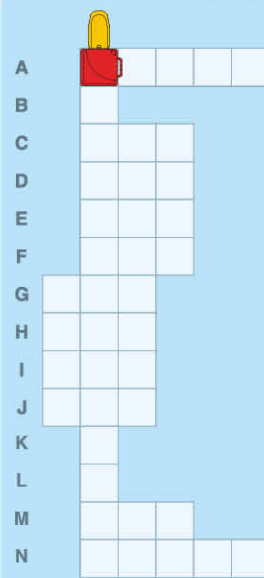


X 1

T-14



1 2 3 4 5 6



2-4



X 1

B-01



X 2

B-03



X 2

B-02



X 1

B-05



X 1

M-07



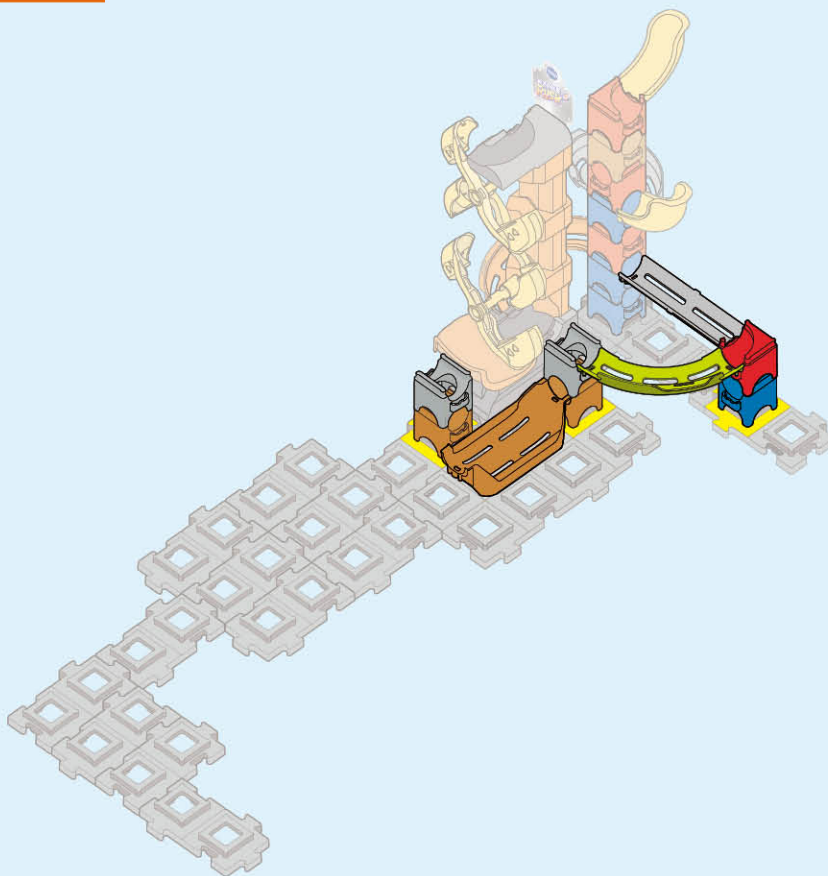
X 1

T-07

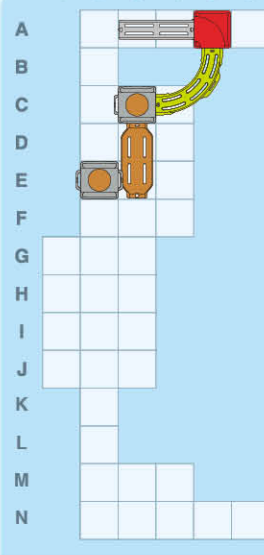


X 1

T-04



1 2 3 4 5 6



2-5



B-01 X 1



B-03 X 2



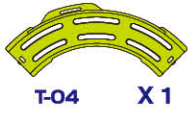
M-04 X 1



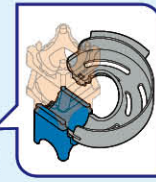
T-14 X 1



T-17 X 1



T-04 X 1



| | 1 | 2 | 3 | 4 | 5 | 6 |
|---|---|---|---|---|---|---|
| A | | | | | | |
| B | | | | | | |
| C | | | | | | |
| D | | | | | | |
| E | | | | | | |
| F | | | | | | |
| G | | | | | | |
| H | | | | | | |
| I | | | | | | |
| J | | | | | | |
| K | | | | | | |
| L | | | | | | |
| M | | | | | | |
| N | | | | | | |

2-6



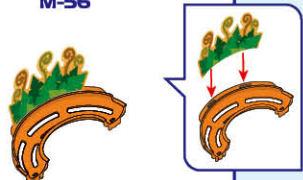
B-03 X 1



B-05 X 1

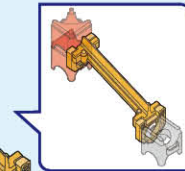


M-56 X 1



T-02 X 1

M-62 X 1



| | 1 | 2 | 3 | 4 | 5 | 6 |
|---|---|---|---|---|---|---|
| A | | | | | | |
| B | | | | | | |
| C | | | | | | |
| D | | | | | | |
| E | | | | | | |
| F | | | | | | |
| G | | | | | | |
| H | | | | | | |
| I | | | | | | |
| J | | | | | | |
| K | | | | | | |
| L | | | | | | |
| M | | | | | | |
| N | | | | | | |

2-7



X 7

B-01



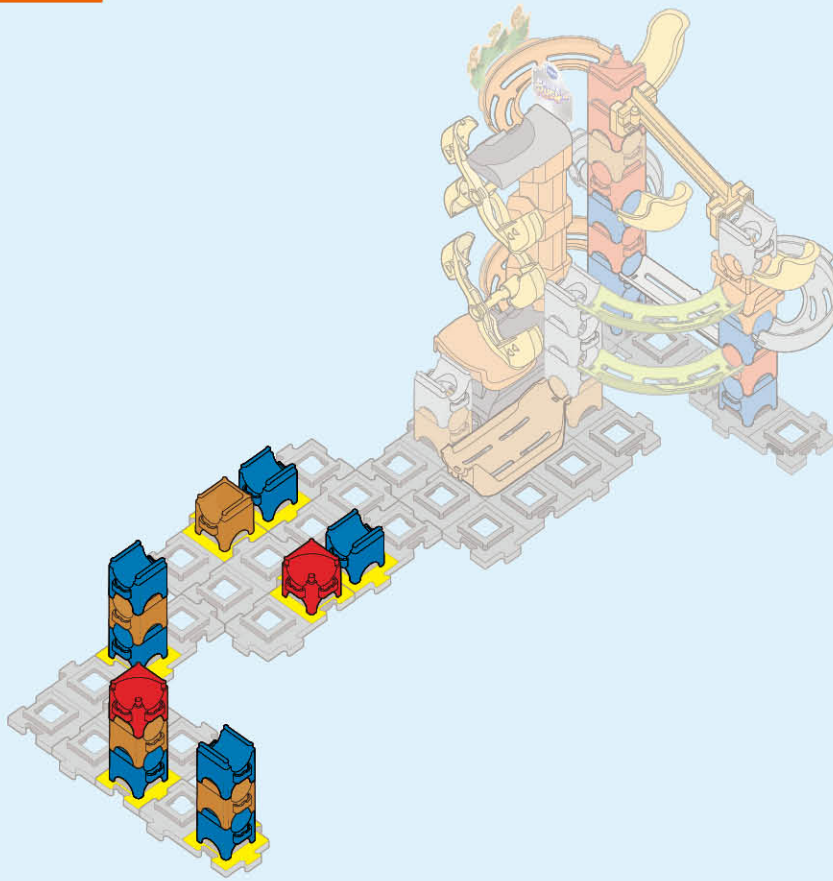
X 4

B-02



X 2

B-05



1 2 3 4 5 6

| | | | | | |
|---|-------|------|------|-----|------|
| A | | | | | |
| B | | | | | |
| C | | | | | |
| D | | | | | |
| E | | | | | |
| F | | | | | |
| G | | | | | |
| H | Blue | | Blue | | |
| I | Brown | | Red | | |
| J | | | | | |
| K | | | | | |
| L | | Blue | | | |
| M | | | | | |
| N | | | | Red | Blue |

2-8



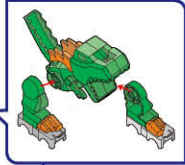
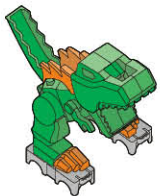
X 1

M-10



X 1

M-28



M-57

X 1

M-58

X 1

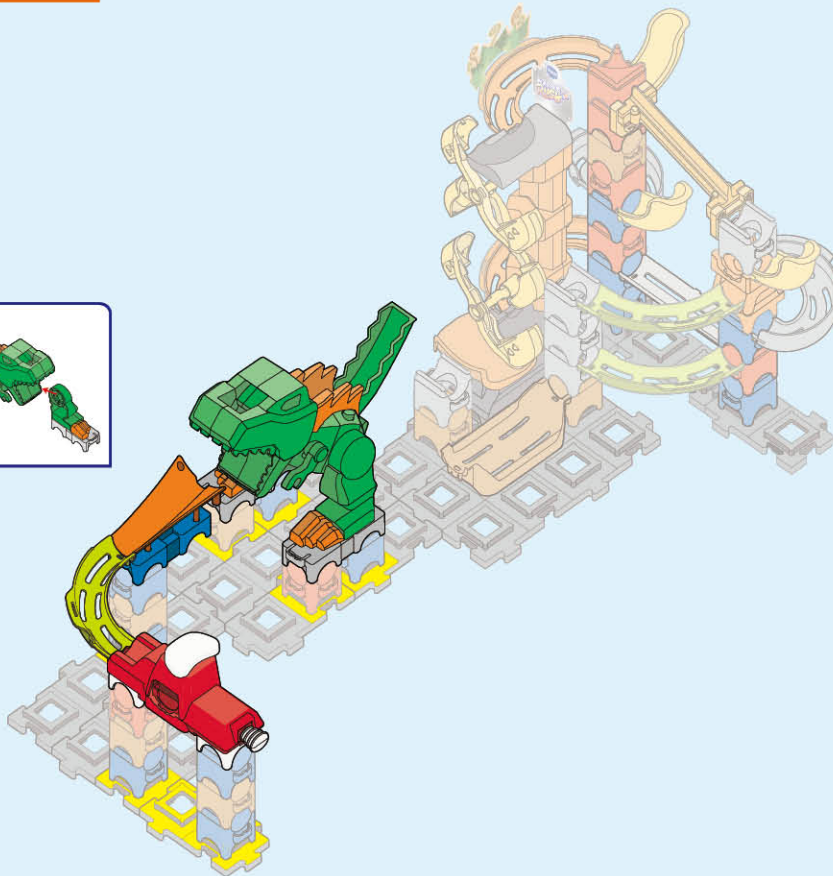
M-59

X 1





T-04

X 1



1 2 3 4 5 6

| | | | | | |
|---|-------|--|-------|-----|------|
| A | | | | | |
| B | | | | | |
| C | | | | | |
| D | | | | | |
| E | | | | | |
| F | | | | | |
| G | | | | | |
| H | Green | | Green | | |
| I | Green | | Green | | |
| J | Green | | Green | | |
| K | Green | | Green | | |
| L | Green | | Green | | |
| M | Green | | Green | | |
| N | Green | | Green | Red | Blue |

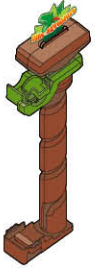


3-1



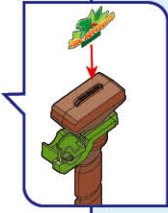
B-01

X 2



M-60

X 1



M-64

X 1



T-03

X 1



T-06

X 1



| | 1 | 2 | 3 | 4 | 5 | 6 | 7 | 8 | 9 |
|---|---|---|---|---|---|---|---|---|---|
| A | | | | | | | | | |
| B | | | | | | | | | |
| C | | | | | | | | | |
| D | | | | | | | | | |
| E | | | | | | | | | |
| F | | | | | | | | | |
| G | | | | | | | | | |
| H | | | | | | | | | |
| I | | | | | | | | | |
| J | | | | | | | | | |
| K | | | | | | | | | |
| L | | | | | | | | | |

3-2



B-01

X 3



B-02

X 1



B-05

X 1



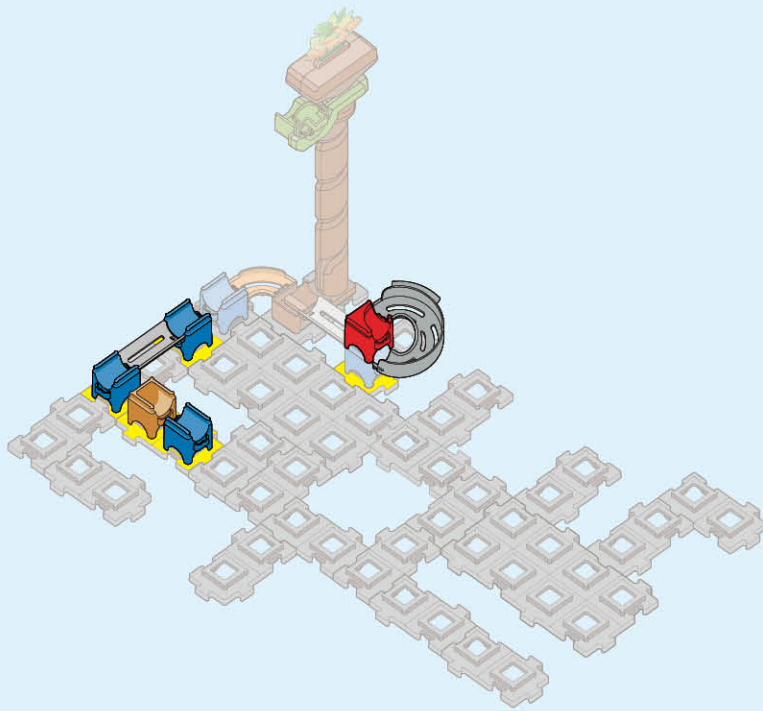
T-06

X 1



T-17

X 1



| | 1 | 2 | 3 | 4 | 5 | 6 | 7 | 8 | 9 |
|---|---|---|---|---|---|---|---|---|---|
| A | | | | | | | | | |
| B | | | | | | | | | |
| C | | | | | | | | | |
| D | | | | | | | | | |
| E | | | | | | | | | |
| F | | | | | | | | | |
| G | | | | | | | | | |
| H | | | | | | | | | |
| I | | | | | | | | | |
| J | | | | | | | | | |
| K | | | | | | | | | |
| L | | | | | | | | | |

3-3



B-01

X 3



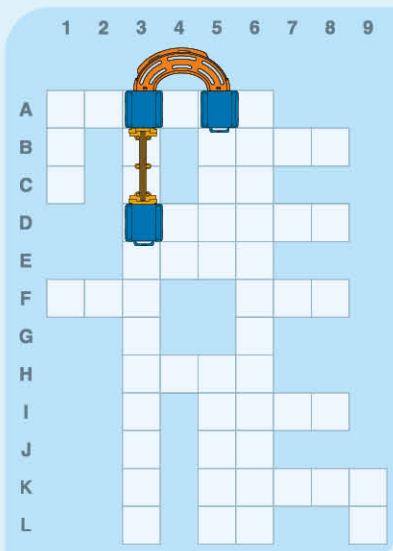
M-56

X 1



T-02
M-62

X 1
X 1



3-4



B-01

X 3



M-07

X 1



T-06

X 1



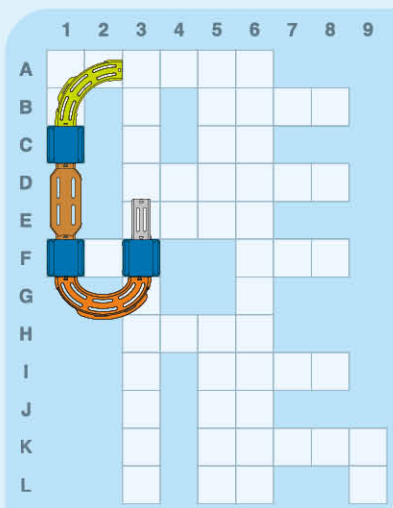
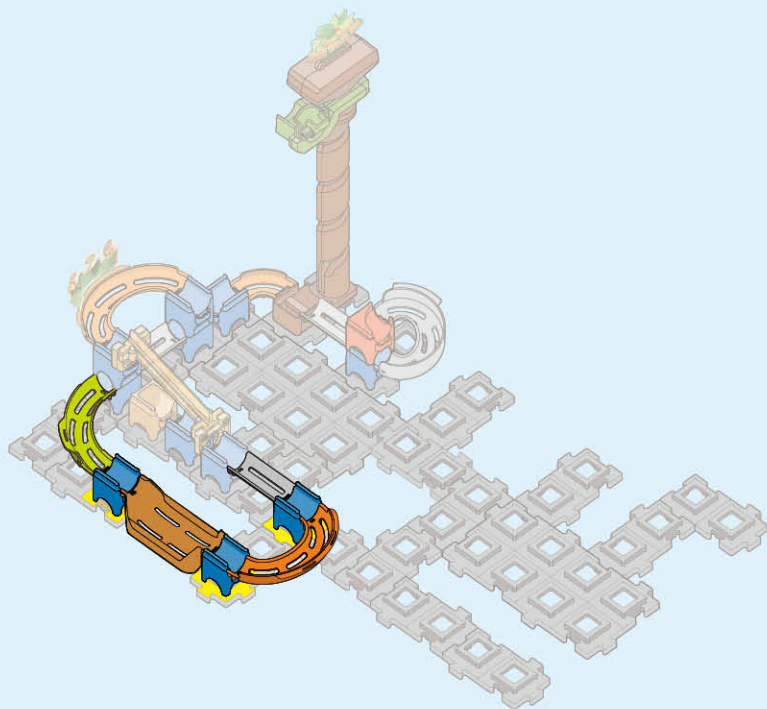
T-02

X 1



T-04

X 1



3-5



X 2

B-02



X 2

B-05




X 1

M-04



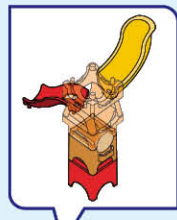
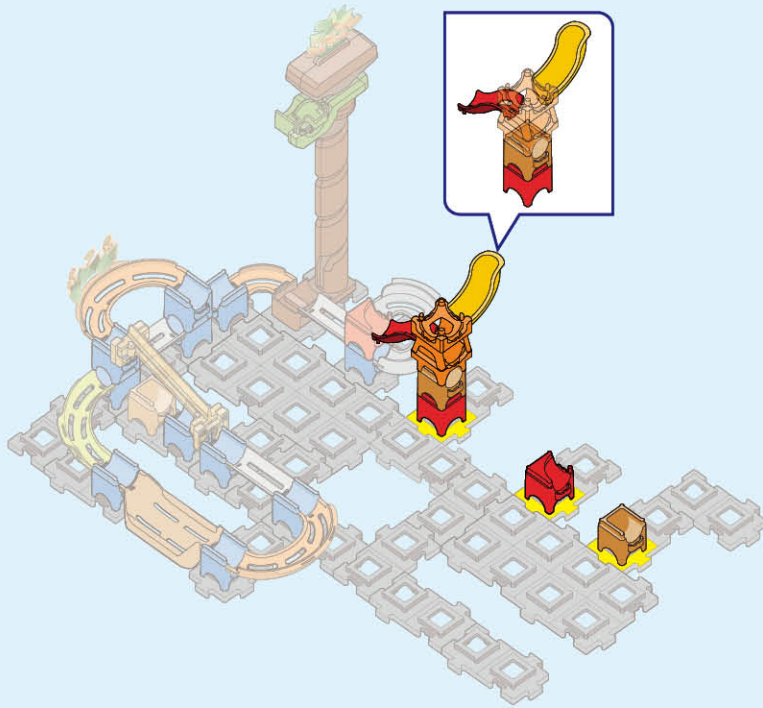
X 1

T-08



X 1

T-14



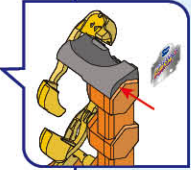
| | 1 | 2 | 3 | 4 | 5 | 6 | 7 | 8 | 9 |
|---|---|---|---|---|---|---|---|---|---|
| A | | | | | | | | | |
| B | | | | | | | | | |
| C | | | | | | | | | |
| D | | | | | | | | | |
| E | | | | | | | | | |
| F | | | | | | | | | |
| G | | | | | | | | | |
| H | | | | | | | | | |
| I | | | | | | | | | |
| J | | | | | | | | | |
| K | | | | | | | | | |
| L | | | | | | | | | |

3-6



X 2

B-01



M-61

X 1

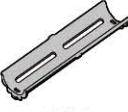
M-63

X 1



X 1

T-06



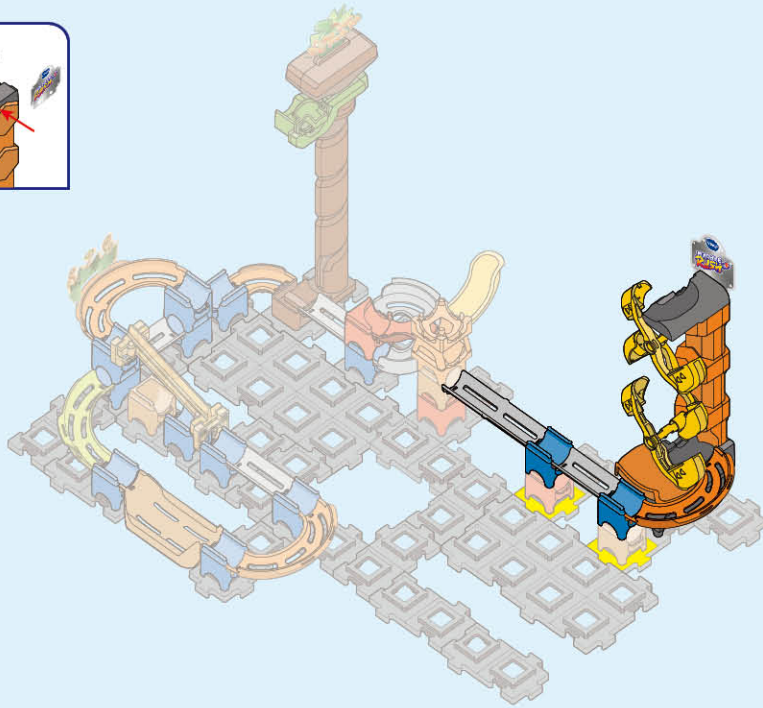
X 1

T-07



X 1

T-02



| | 1 | 2 | 3 | 4 | 5 | 6 | 7 | 8 | 9 |
|---|---|---|---|---|---|---|---|---|---|
| A | | | | | | | | | |
| B | | | | | | | | | |
| C | | | | | | | | | |
| D | | | | | | | | | |
| E | | | | | | | | | |
| F | | | | | | | | | |
| G | | | | | | | | | |
| H | | | | | | | | | |
| I | | | | | | | | | |
| J | | | | | | | | | |
| K | | | | | | | | | |
| L | | | | | | | | | |

3-7



X 2

B-03




X 1

B-05



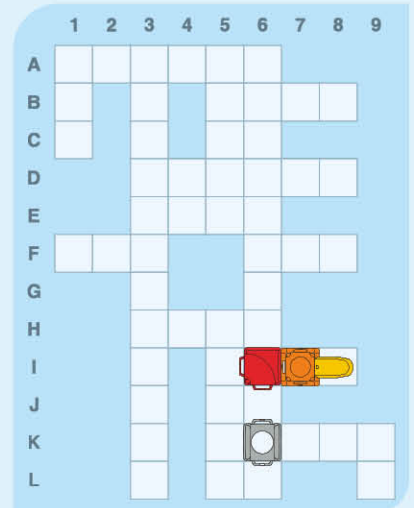
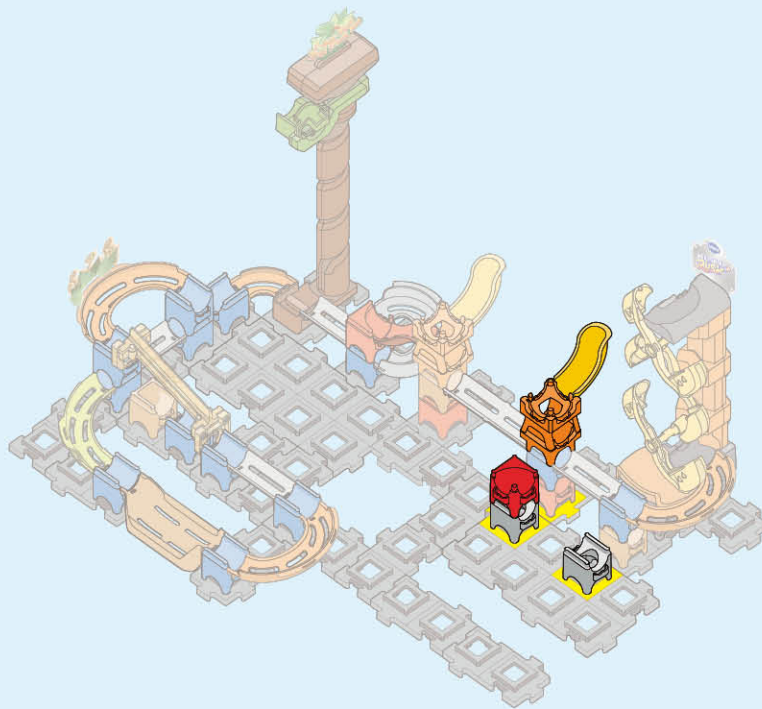
X 1

M-04



X 1

T-14



3-8



X 2

B-01



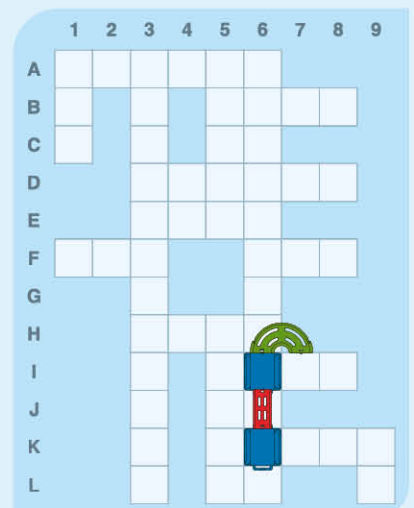
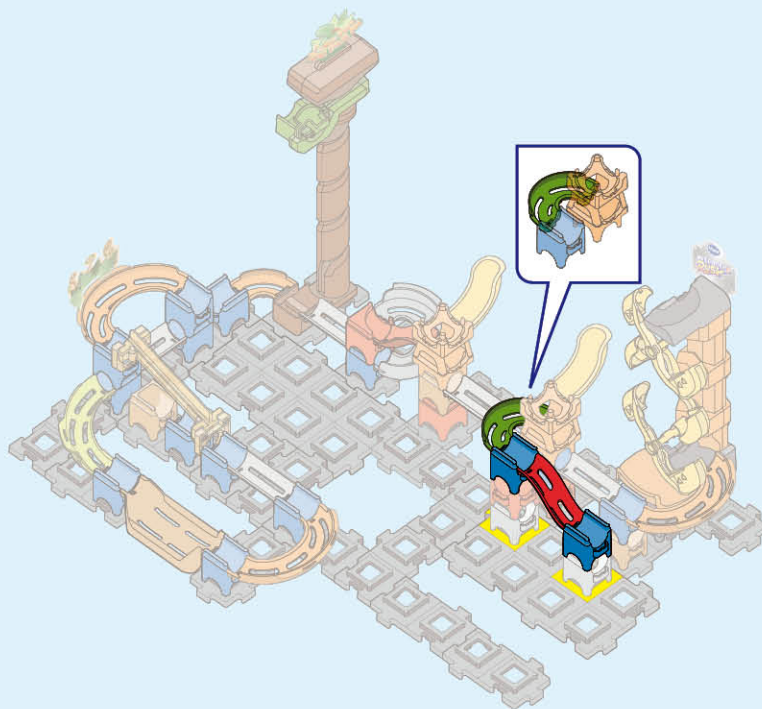
X 1

T-05








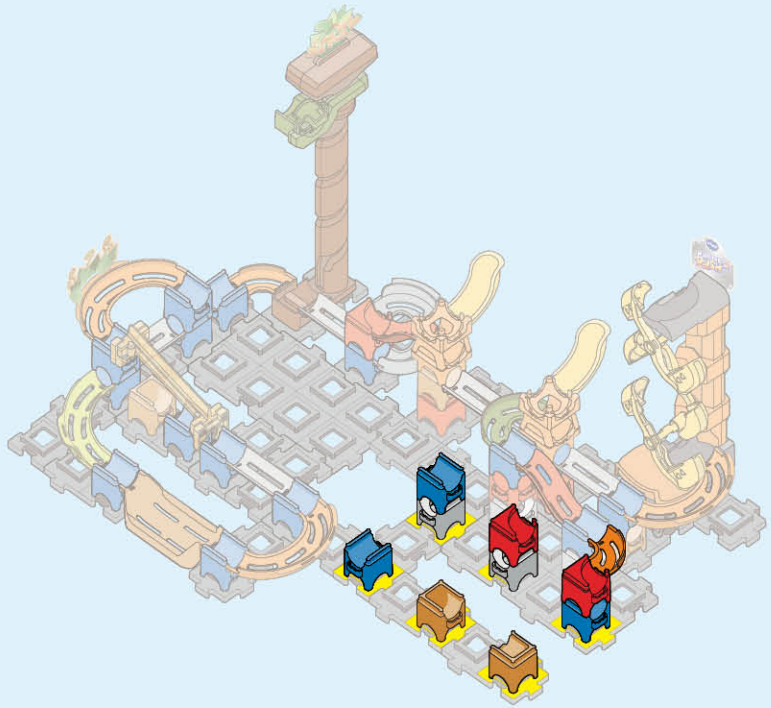
X 1

T-08








3-9

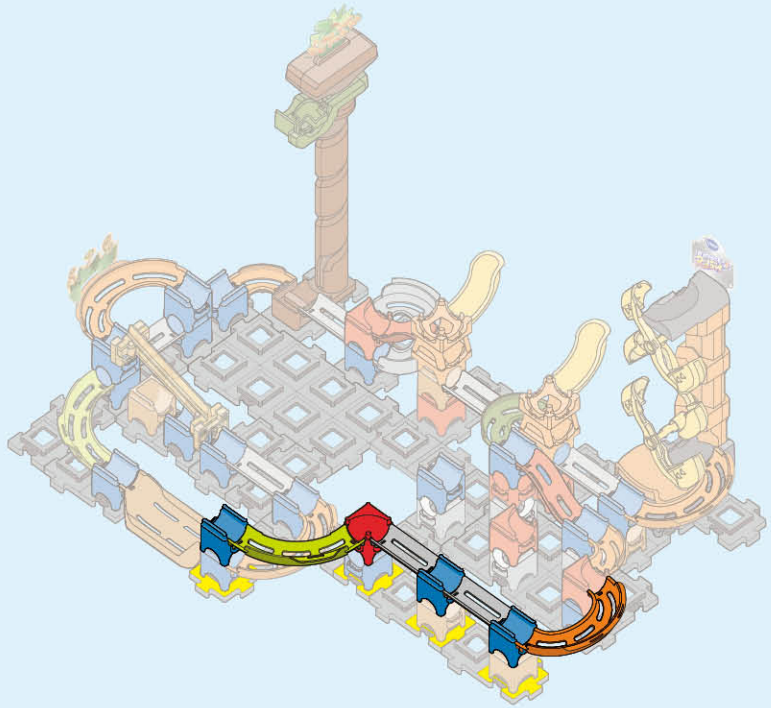
-  X 3
B-01
-  X 2
B-02
-  X 2
B-03
-  X 2
B-05
-  X 1
T-03



| | 1 | 2 | 3 | 4 | 5 | 6 | 7 | 8 | 9 |
|---|---|---|---|---|---|---|---|---|---|
| A | | | | | | | | | |
| B | | | | | | | | | |
| C | | | | | | | | | |
| D | | | | | | | | | |
| E | | | | | | | | | |
| F | | | | | | | | | |
| G | | | | | | | | | |
| H | | | | | | | | | |
| I | | | | | | | | | |
| J | | | | | | | | | |
| K | | | | | | | | | |
| L | | | | | | | | | |

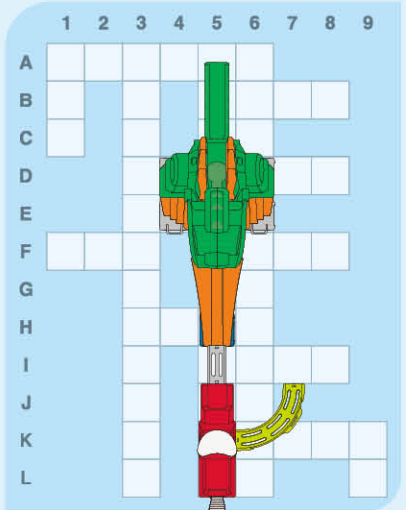
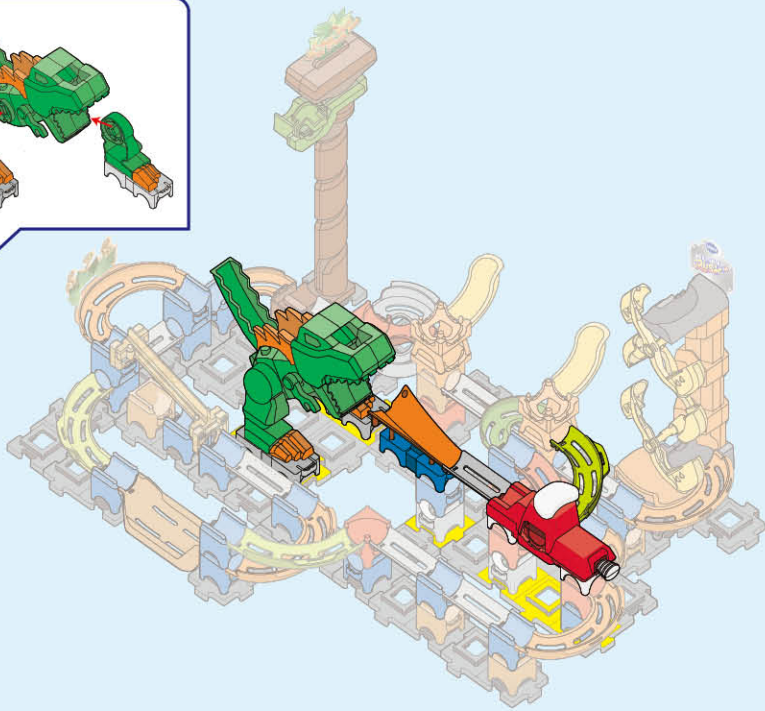
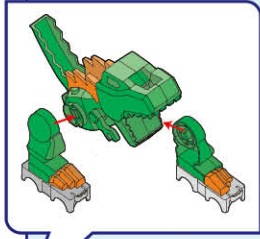
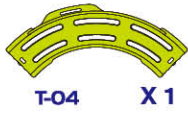
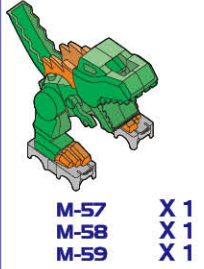
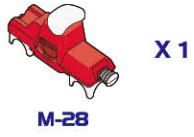
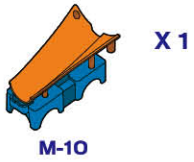
3-10

-  X 3
B-01
-  X 1
B-05
-  X 2
T-06
-  X 1
T-02
-  X 1
T-04

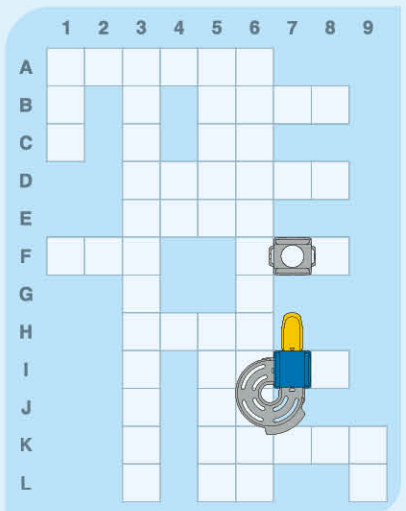
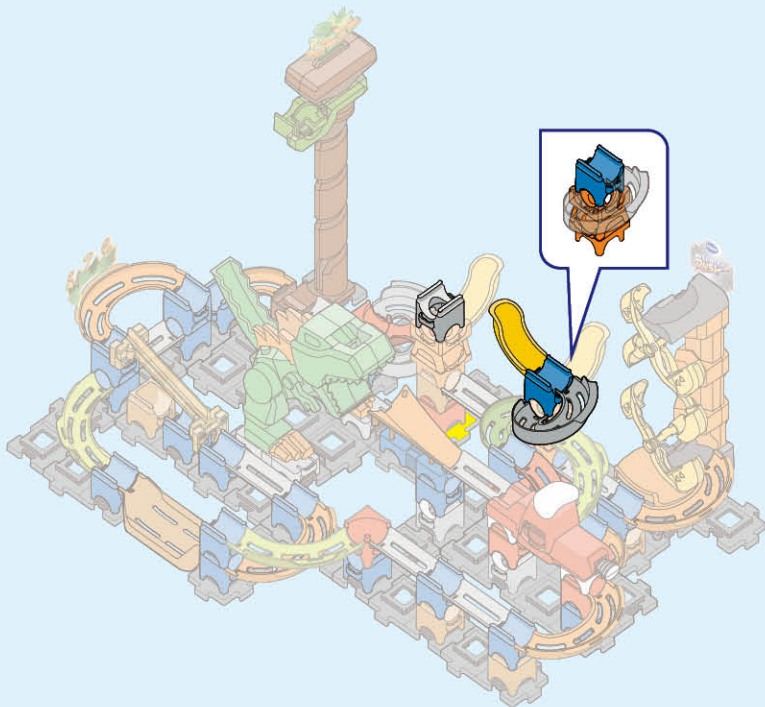
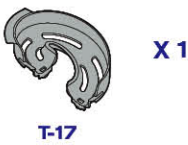
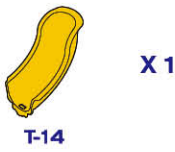


| | 1 | 2 | 3 | 4 | 5 | 6 | 7 | 8 | 9 |
|---|---|---|---|---|---|---|---|---|---|
| A | | | | | | | | | |
| B | | | | | | | | | |
| C | | | | | | | | | |
| D | | | | | | | | | |
| E | | | | | | | | | |
| F | | | | | | | | | |
| G | | | | | | | | | |
| H | | | | | | | | | |
| I | | | | | | | | | |
| J | | | | | | | | | |
| K | | | | | | | | | |
| L | | | | | | | | | |

3-11



3-12



3-13




B-01

X 2



B-02

X 1



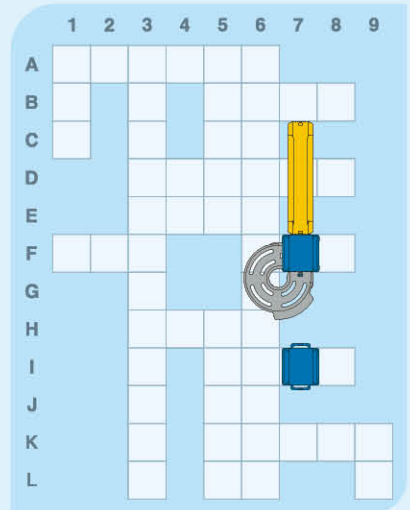
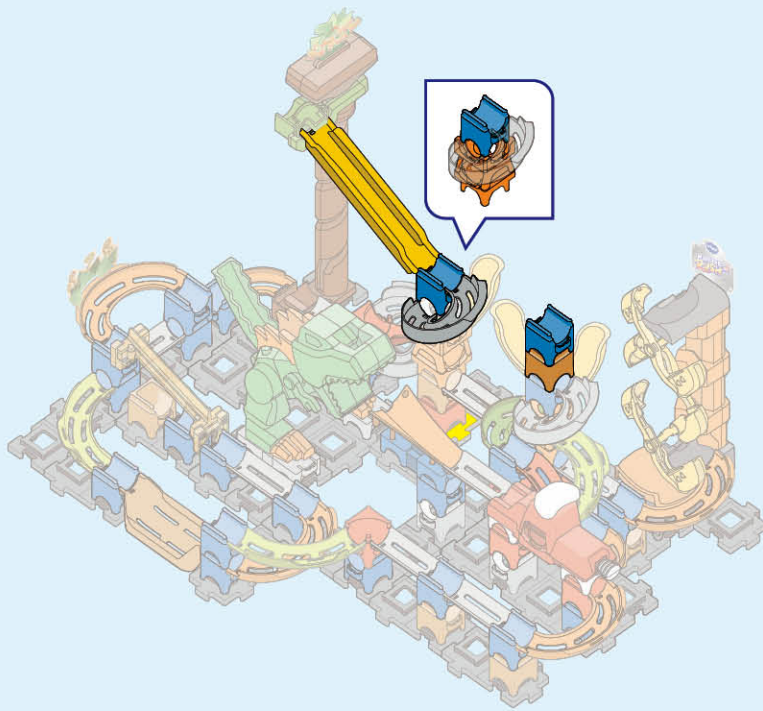
T-15

X 1



T-17

X 1



3-14



B-02

X 1



B-05

X 1



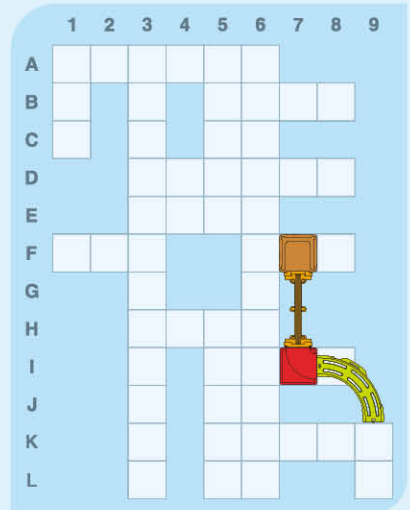
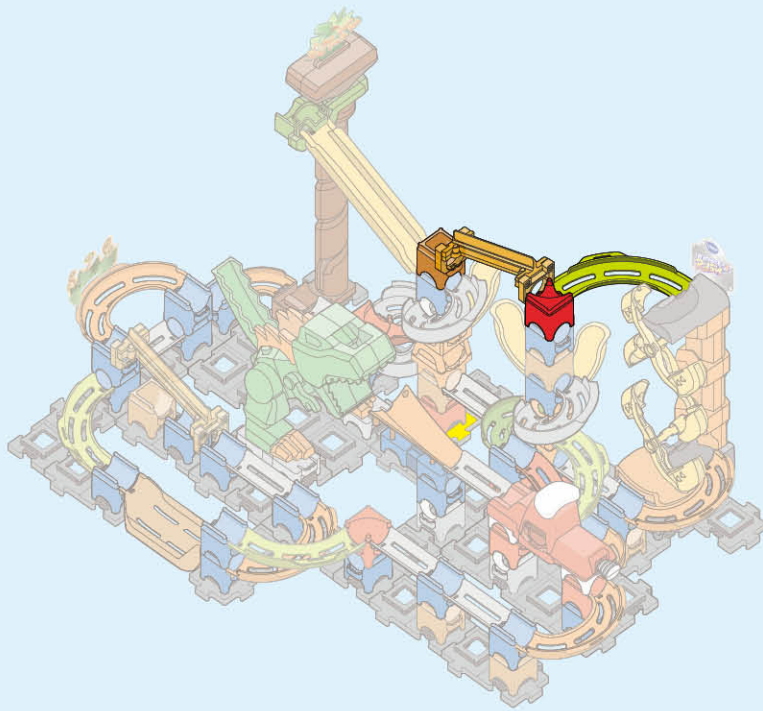
M-56

X 1



T-04

X 1





CREATE AN EXTREME PLAYSET

KOMBINIEREN SIE SPIELSETS FÜR NOCH MEHR SPIELSPAß! / CRÉE UN CIRCUIT GÉANT SENSATIONNEL !

¡CREA UN ESPECTACULAR CIRCUITO GIGANTE! / COMBINEER DE SPEELSETS. DE MOGELIJKHEDEN ZIJN EINDELOOS!



FIND THIS CONSTRUCTION PLAN ONLINE BY SCANNING THE QR CODE ON THE BACK

SCANNEN SIE DEN QR-CODE AUF DER RÜCKSEITE, UM SICH WEITERE AUFBAUANLEITUNGEN ONLINE ANZUSEHEN.

RETROUVE LES ÉTAPES DE CONSTRUCTION DE CE PARCOURS INCROYABLE EN LIGNE EN SCANNANT LE QR CODE AU DOS DE CE MANUEL.

ENCUENTRA LOS PASOS PARA CONSTRUIR ESCANEANDO EL CÓDIGO QR EN LA PARTE POSTERIOR DE ESTE MANUAL.

SCAN DE QR-CODE OP DE ACHTERZIJDE VAN DEZE HANDLEIDING EN BEKIJK MEER BOUWPLANNEN ONLINE.

EXPLORE NEW CHALLENGES & EXCITING LEARNING TIPS

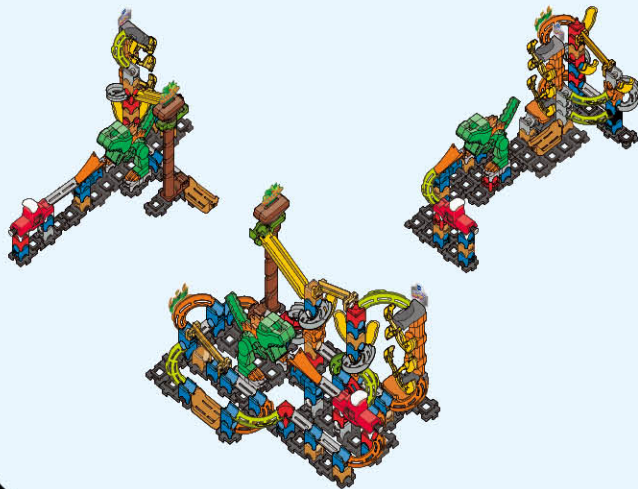
NEUE HERAUSFORDERUNGEN UND PRAKTISCHE TIPPS! / RELÈVE DE NOUVEAUX DÉFIS ET FAIS LE PLEIN D'APPRENTISSAGES !
 ICONSEJOS PARA UNA DIVERTIDA CONSTRUCCIÓN! / ONTDEK NIEUWE BOUWMOGELIJKHEDEN EN COOLE WEEJTJES!



DISCOVER NEW PLANS AT MULTIPLE CHALLENGE LEVELS

Anleitungen für tolle Herausforderungen in verschiedenen Schwierigkeitsstufen entdecken!

Découvrez différentes configurations pour chaque niveau de difficulté !
 Descubre diferentes configuraciones para cada nivel de dificultad.
 Ontdek nieuwe bouwplannen op verschillende moeilijkheidsniveaus!



| 1-5 | |
|-----|-----|
| | X 4 |
| | X 1 |
| | X 1 |
| | X 1 |
| | X 1 |
| | X 1 |



FIND MORE WAYS TO PLAY AND BUILD

Scannen Sie den QR-Code, um weitere Aufbau- und Spielmöglichkeiten zu sehen.
 Scanne le QR code pour découvrir d'autres idées de parcours et de constructions spectaculaires !
 ¡Escanea el código QR para encontrar más ideas de construcciones divertidas!
 Scan de QR-code en bekijk nog meer mogelijkheden om te bouwen en spelen!



WWW.VTECHKIDS.COM/MARBLERUSH



WWW.VTECH-JOUETS.COM/NOS-MARQUES/MARBLERUSH



WWW.VTECH.ES/NUESTRAS-MARCAS/MARBLERUSH



WWW.VTECH.DE/MARKEN/MARBLERUSH



WWW.VTECH.COM.AU/MARBLERUSH



WWW.VTECHKIDS.CA/MARBLERUSH



WWW.VTECH.CO.UK/MARBLERUSH



WWW.VTECHNL.COM/ONZE-MERKEN/MARBLERUSH



CHOOSE YOUR LANGUAGE

Wählen Sie Ihre Sprache aus!
 Choisissez ta langue !
 Elige un idioma. / Kies je taal